




# TIMBERLAND Plank

<b>Classification</b>	ASTM D5456 Structural Composite Lumber Products
<b>Size*</b>	1/2" x 3" & 7" x RL to 72" 12.7mm x 76.2, 178mm x RL to 1800mm
<b>Construction</b>	7-ply
<b>Face Veneer</b>	Rotary Peeled American Hickory
<b>Grade</b>	CDEF
<b>Core</b>	Hardwood Plywood
<b>Surface Treatment</b>	Hand Scraped & Distressed
<b>Edge</b>	Chiseled edges & ends
<b>Standard Colors</b>	6 Standard Stain Colors
<b>Installation Method</b>	Glue, Float & Nail/Staple Installation
<b>Finish</b>	<b>Tuff Shield</b>
<b>Wear Limited Warranty</b>	Limited Lifetime Structural / Limited Lifetime Residential Finish
<b>Packaging</b>	29.53 ft <sup>2</sup> (2.74m <sup>2</sup> ) per carton 44 cartons per pallet 17 pallets per 40' container
<b>Weight Per Carton</b>	56.52 lbs/25.64 kg
<b>Country of Origin</b>	Vietnam



THISTLE - TIM376

Naturally occurring splits, knots and burls are prominent design elements of Timberland Plank. Saw and chatter marks are added to light wire brushing and subtle hand scraping to further enhance the modern, rustic visuals.

Chiseled edges and ends accentuate the long lengths and alternating width plank pattern. The durable, low-luster finish is protected with a lifetime residential finish warranty to ensure years of worry free enjoyment.

Lifetime Structural


Moderate Shade Variation



Lifetime Finish



Rotary Peel




Goldenrod TIM370




Smoke TIM375



Prairie TIM374



Thistle TIM376



Chestnut TIM377



Natural TIM379

\*All measurements are nominal. Wood swatches displayed may not show all possible variations in natural wood characteristics. It is these naturally occurring characteristics (mineral streaks, knots, pinholes, etc.) that give each hardwood floor unique warmth and beauty.

Please visit [www.earthwerks.com](http://www.earthwerks.com) for full warranty details and installation guidelines. All specifications and offerings subject to change without notice.